




Save energy IN YOUR HOME

Simply follow these tips for saving energy during fall and winter, and soon you may save energy and money.



Fall and winter


- **Request a home energy assessment.** A professional energy advisor can identify long-term cost-effective, energy-saving opportunities. Visit [NIPSCO.com/HEA](https://www.nipSCO.com/HEA).
- **Prioritize heat pump tune-ups** prior to fall and/or winter for peak performance and earn a rebate. Visit [NIPSCO.com/Rebates](https://www.nipSCO.com/Rebates).
- **Change furnace filters.** Have your furnace checked and maintained before winter. Your HVAC professional can provide cleaning and/or replacement tips/help.
- **Install a Wi-Fi smart thermostat.** Program a smart thermostat for automated temperature changes when away/sleeping. Claim your rebate at [NIPSCO.com/Rebates](https://www.nipSCO.com/Rebates) or at [NIPSCO.com/ShopHome](https://www.nipSCO.com/ShopHome).
- **Install high-efficiency heating, ventilation and air conditioning (HVAC) systems.** Explore the rebates you can earn when replacing equipment such as a heat pump, boiler or furnace. Visit [NIPSCO.com/Rebates](https://www.nipSCO.com/Rebates).
- **Seal windows and doors.** Seal around windows and doors with caulk to retain warm air, an easy, low-cost energy-saving method. See [ENERGY STAR®'s Guide to Sealing and Insulating](#) to get started.
- **Insulate and seal heating ducts.** 20-30% of duct airflow is lost due to leaks. Insulating and sealing duct work prevents heat/cool air loss and saves energy. Visit [NIPSCO.com/HEA](https://www.nipSCO.com/HEA).
- **Insulate hot water pipes.** Insulating pipes may raise water temp 2-4°F.
- **Install switch and outlet sealing gaskets.** If not insulated properly, interior light switch boxes and electrical outlets on exterior walls can let outside air in. Installing switch and outlet sealing gaskets can help. Visit [NIPSCO.com/HLC](https://www.nipSCO.com/HLC) to see if you qualify for a no cost [Energy Savings Kit](#). Switch and outlet sealing gaskets are included!
- **Increase your insulation to R-38 or greater.** Insulation prevents heat loss potentially saving 20% on home energy. Visit [NIPSCO.com/HEA](https://www.nipSCO.com/HEA).
- **Close up the fireplace.** Keep the damper closed on your fireplace when not in use.
- **Hang efficient holiday lighting.** Use LED string lights to reduce the cost of decorating.
- **Install timers.** Timers and motion sensors control indoor and outdoor lights as needed.
- **Give your water heater a break.** Lower water heater temp when you're gone over a week.






Fall and winter

- **Reverse ceiling fans.** Reverse the motor and run the ceiling fan on low in a clockwise direction to create a gentle updraft, pushing warm air down. Get rebates on new ENERGY STAR® ceiling fans at [NIPSCO.com/Rebates](https://www.nipSCO.com/Rebates).
- **Let air flow freely.** Do not block registers or radiators with furniture, curtains, etc. Get rebates on smart vents at [NIPSCO.com/Rebates](https://www.nipSCO.com/Rebates).
- **Install window treatments.** Make sure all windows have blinds/curtains. This prevents heat loss and saves energy.
- **Install window film or storm windows.** Use window film or removable glass storm windows over existing windows to prevent heat loss and save energy. Get rebates on up to six (6) ENERGY STAR® low-e storm window pane bases at [NIPSCO.com/Rebates](https://www.nipSCO.com/Rebates).
- **Install attic venting.** Attic ventilation helps regulate the temperature within your home, reducing the strain on heating and cooling systems.



Anytime

- **Replace light bulbs.** Switch to ENERGY STAR® connected bulbs which let you adjust lighting in your home remotely, as well as set schedules and timers for lights. Smart bulbs use LEDs, which last at least 15 times longer than traditional incandescent bulbs and use about 70-90% less energy. Visit [NIPSCO.com/Retail](https://www.nipSCO.com/Retail) for discounts.
- **Upgrade appliances.** When replacing, consider upgrading to ENERGY STAR®-labeled appliances such as refrigerators, freezers, dishwashers, heat pump water heaters, mini-split heat pumps, washers and dryers. Some of these items are even eligible for money back, visit [NIPSCO.com/Rebates](https://www.nipSCO.com/Rebates).
- **Unplug when not in use.** Electronics and small appliances continue to consume energy when plugged in, even when not in use.
- **Turn off computers.** Power off computers, monitors, printers and accessories when you are done using them for the day.
- **Air dry dishes.** After the rinse cycle, let nature take over by opening the door.
- **Use smart power strips.** Smart power strips reduce energy use by powering off electronics when not used. Visit [NIPSCO.com/Retail](https://www.nipSCO.com/Retail) for discounts.
- **Install faucet aerators.** Install faucet aerators in the kitchen/bathroom for water efficiency, pressure and cost savings.
- **Run hot water before turning on the dishwasher.** This brings the hot water to the dishwasher so it doesn't work so hard to heat the water.
- **Keep the oven closed.** When in use, the oven temp lowers 25°F each time the oven door is opened. And your food will take longer to bake!
- **Use hot water when cooking.** Boil water faster by starting with hot tap water.
- **Fix leaky faucets.** They waste water. If the water is hot, fuel is also wasted.



**LEARN MORE
SAVE MORE**

Phone: 1-800-721-7385 | NIPSCO.SaveEnergy@TRCcompanies.com | [NIPSCO.com/Save](https://www.nipSCO.com/Save)

NIPSCO's energy efficiency programs are administered by TRC, a third-party implementation specialist that helps homes and businesses save energy.

FINAL_20260101